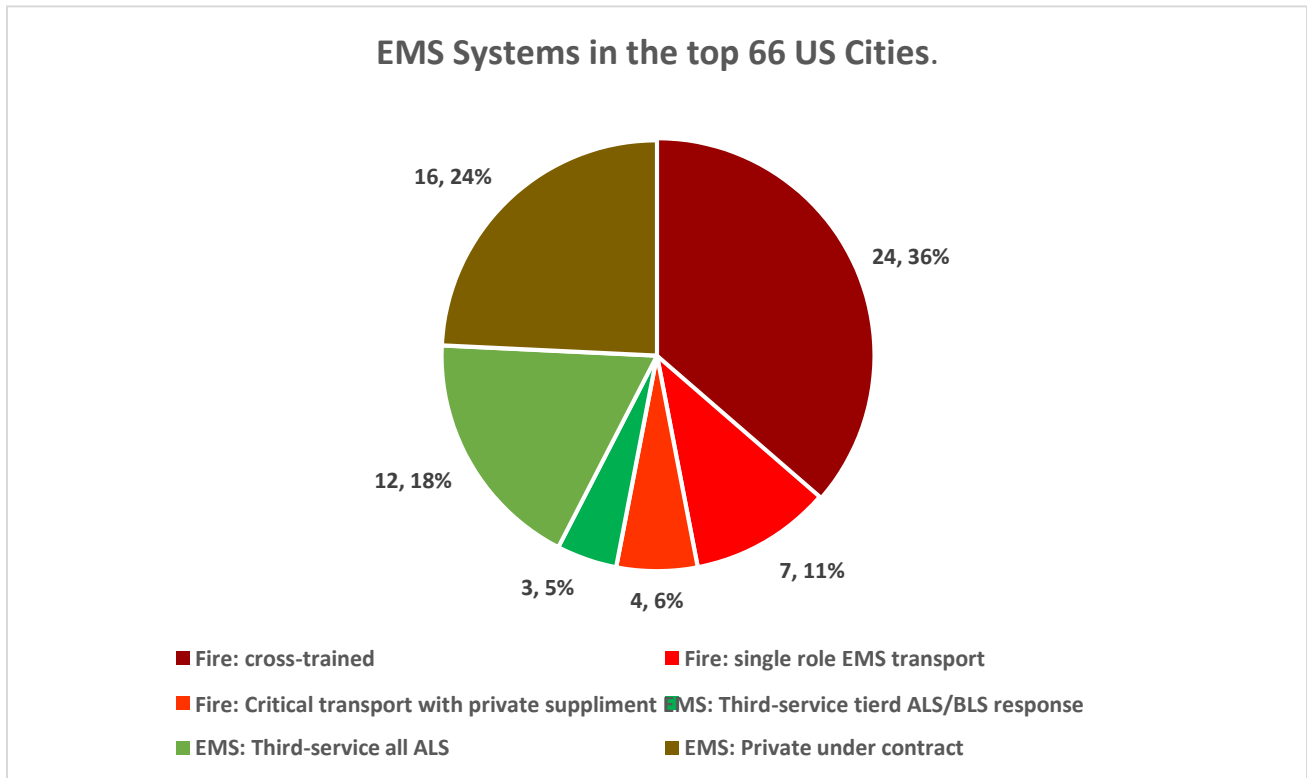


EMS Systems in Cities with a 2018 Population over 300,000 Persons

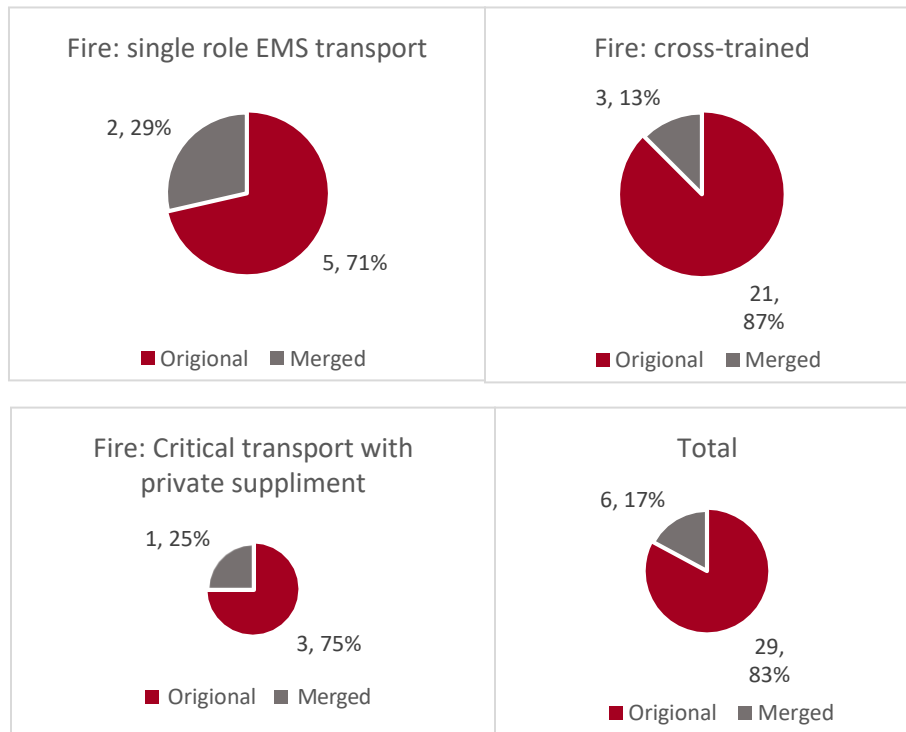


Fire Department EMS Systems: 35 (53%) Other EMS Systems: 31 (43%)

System Definitions:

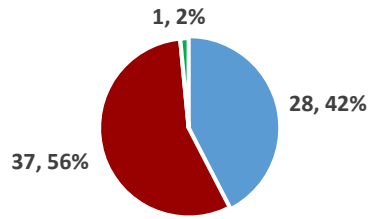
- Fire: cross-trained** Cross-trained firefighter/paramedics alternate shifts between fire apparatus and ambulances. All treatment and transport is provided utilizing sworn firefighter/paramedics. Model system: Columbus, Ohio
- Fire: single role EMS transport** EMS is a separate division under the fire department umbrella. Paramedics and EMTs are employees of the fire department but are not trained as firefighters. Sworn firefighters may provide non-transport first response. Model system: FDNY
- Fire: Critical transport with private supplement** Cross-trained firefighter/paramedics provide initial treatment and transport critical patients. Minor to moderate cases are transferred to a private ambulance service. Model system: Seattle
- EMS: Third-service tiered ALS/BLS response** EMS is a separate division of government. A priority dispatch is used to determine if a BLS or ALS ambulance is needed. The fire department may provide non-transport first response service. Model system: Boston
- EMS: Third-service all ALS** EMS is a separate division of the government or provided in a public/private partnership with a hospital system. All ambulances are ALS. The fire department may provide non-transport first response service. Model system: Cleveland EMS
- EMS: Private under contract** A private, for profit ambulance service is contracted to provide 911 EMS. The fire department may provide non-transport first response service. Model system: Oklahoma City.

Mergers



Mergers			
Cincinnati	Ohio	Fire: cross-trained	1980's
New York	New York	Fire: single role EMS transport	1995
St Louis	Missouri	Fire: single role EMS transport	1997
San Francisco	California	Fire: cross-trained	1997
Washington	DC	Fire: Critical transport with private supplement	2006
Kansas City	Missouri	Fire: cross-trained	2010
Proposed			
Austin	Texas	EMS: Third-service all ALS	Proposed
Honolulu	Hawaii	EMS: Third-service all ALS	Proposed
Colorado Springs	Colorado	EMS: Private under contract	proposed
Separations			
Louisville	Kentucky	EMS: Third-service all ALS	2005
Indianapolis	Indiana	EMS: Third-service all ALS	2010
Failed			
Cleveland	Ohio	EMS: Third-service all ALS	Failed 2012
Pittsburgh	Pennsylvania	EMS: Third-service all ALS	2003 failed

Fire Department First Response



■ Fire BLS First response ■ Fire ALS first response ■ No Fire response

Note: Some departments had both ALS and BLS first responder units. All departments with at least one ALS first response unit was labeled as ALS.

Appendix A: EMS system types

City	State	2018 Population	Annual EMS calls	EMS system
New York	New York	8,398,748	2,128,560	Fire: single role EMS transport
Los Angeles	California	3,990,456	413,079	Fire: cross-trained
Chicago	Illinois	2,705,994	355,784	Fire: single role EMS transport
Houston	Texas	2,325,502	296,918	Fire: cross-trained
Phoenix	Arizona	1,660,272	186,133	Fire: cross-trained
Philadelphia	Pennsylvania	1,584,138	271,450	Fire: single role EMS transport
San Antonio	Texas	1,532,233	143,097	Fire: cross-trained
San Diego	California	1,425,976	108,617	EMS: Private under contract
Dallas	Texas	1,345,047	206,000	Fire: cross-trained
San Jose	California	1,030,119	73,880	EMS: Private under contract
Austin	Texas	964,254	123,420	EMS: Third-service all ALS
Jacksonville	Florida	903,889	129,032	Fire: cross-trained
Fort Worth	Texas	895,008	152,000	EMS: Third-service all ALS
Columbus	Ohio	892,533	128,893	Fire: cross-trained
San Francisco	California	883,305	108,549	Fire: cross-trained
Charlotte	North Carolina	872,498	149,680	EMS: Third-service all ALS
Indianapolis	Indiana	867,125	112,180	EMS: Third-service all ALS
Seattle	Washington	744,955	78,758	Fire: cross-trained
Denver	Colorado	716,492	120,828	EMS: Third-service all ALS
Washington	DC	702,455	168,102	Fire: Critical transport with private supplement
Boston	Massachusetts	694,583	126,419	EMS: Third-service tiered ALS/BLS response
El Paso	Texas	682,669	53,217	Fire: cross-trained
Detroit	Michigan	672,662	120,000	Fire: single role EMS transport
Nashville	Tennessee	669,053	79,574	Fire: single role EMS transport
Portland	Oregon	653,115	52,127	EMS: Private under contract
Memphis	Tennessee	650,618	130,181	Fire: cross-trained
Oklahoma City	Oklahoma	649,021	107,561	EMS: Private under contract
Las Vegas	Nevada	644,644	96,924	Fire: cross-trained
Louisville	Kentucky	620,118	125,643	EMS: Third-service all ALS
Baltimore	Maryland	602,495	153,972	Fire: single role EMS transport
Milwaukee	Wisconsin	592,025	76,317	Fire: Critical transport with private supplement
Albuquerque	New Mexico	560,218	93,386	Fire: Critical transport with private supplement
Tucson	Arizona	545,975	83,033	Fire: cross-trained
Fresno	California	530,093	130,000	EMS: Private under contract

Mesa	Arizona	508,958	53,183	Fire: Critical transport with private supplement
Sacramento	California	508,529	66,620	Fire: cross-trained
Atlanta	Georgia	498,044	140,000	EMS: Private under contract
Kansas City	Missouri	491,918	880,000	Fire: cross-trained
Colorado Springs	Colorado	472,688	43,338	EMS: Private under contract
Miami	Florida	470,914	86,630	Fire: cross-trained
Raleigh	North Carolina	469,298	107,432	EMS: Third-service all ALS
Omaha	Nebraska	468,262	46,416	Fire: cross-trained
Long Beach	California	467,354	51,043	Fire: cross-trained
Virginia Beach	Virginia	450,189	46,104	EMS: Third-service tiered ALS/BLS response
Oakland	California	429,082	110,102	EMS: Private under contract
Minneapolis	Minnesota	425,403	81,186	EMS: Third-service all ALS
Tulsa	Oklahoma	400,669	101,166	EMS: Private under contract
Arlington	Texas	398,112	44,977	EMS: Private under contract
Tampa	Florida	392,890	63,967	Fire: cross-trained
New Orleans	Louisiana	391,006	67,532	EMS: Third-service all ALS
Wichita	Kansas	389,255	57,053	EMS: Third-service all ALS
Cleveland	Ohio	383,793	102,812	EMS: Third-service all ALS
Bakersfield	California	383,579	86,987	EMS: Private under contract
Aurora	Colorado	374,114	29,533	EMS: Private under contract
Anaheim	California	352,005	13,399	EMS: Private under contract
Honolulu	Hawaii	347,397	85,000	EMS: Third-service all ALS
Riverside	California	330,063	17,381	EMS: Private under contract
Corpus Christi	Texas	326,554	39,686	Fire: cross-trained
Stockton	California	323,780	48,640	EMS: Private under contract
Santa Ana	California	332,725	88,158	EMS: Private under contract
Lexington	Kentucky	311,178	48,238	Fire: cross-trained
Henderson	Nevada	310,390	23,313	Fire: cross-trained
St Paul	Minnesota	307,695	36,117	Fire: cross-trained
St Louis	Missouri	302,838	53,139	Fire: single role EMS transport
Cincinnati	Ohio	302,605	60,767	Fire: cross-trained
Pittsburgh	Pennsylvania	301,048	61,000	EMS: Third-service tiered ALS/BLS response

Appendix B ALS/BLS FD level, and service info.

City	State	BLS Amb	ALS Amb	BLS FD	ALS FD	Official Website	Annual Report
New York	New York	Yes	Yes	Yes	No	FDNY EMS	CBC report 2018
Los Angeles	California	Yes	Yes	Yes	Yes	LAFD EMS	2018-2020 Strategic Plan
Chicago	Illinois	Yes	Yes	Yes	Yes	Chicago Fire	n/a
Houston	Texas	Yes	Yes	Yes	No	Houston Fire	2016 Consultant report
Phoenix	Arizona	No	Yes	Yes	Yes	Phoenix Fire	2018-2019 strategic plan
Philadelphia	Pennsylvania	Yes	Yes	No	No	Philadelphia Fire	2018 Fact Sheet
San Antonio	Texas	No	Yes	No	Yes	San Antonio Fire EMS division	2017 annual report
San Diego	California	No	Yes	No	Yes	San Diego Fire	n/a
Dallas	Texas	No	Yes	No	yes	Dallas Fire	n/a
San Jose	California	No	Yes	No	Yes	San Jose Fire	Annual report
Austin	Texas	No	Yes	Yes	No	ATC EMS	ATCEMS at a glance
Jacksonville	Florida	No	Yes	No	Yes	Jacksonville Fire rescue	2018 Annual report
Fort Worth	Texas	No	Yes	Yes	No	Medstar	2019 careholders report
Columbus	Ohio	No	Yes	No	Yes	Columbus Fire	Annual Report
San Francisco	California	No	Yes	Yes	Yes	San Francisco Fire	2015 Annual Report
Charlotte	North Carolina	No	Yes	Yes	No	Medic911	2018 Annual Report
Indianapolis	Indiana	No	Yes	Yes	Yes	Indianapolis EMS	2017 Annual Report
Seattle	Washington	Yes	Yes	Yes	No	Seattle	2017 Annual report
Denver	Colorado	No	Yes	Yes	No	DenverHealth	2017 Annual Report
Washington	DC	Yes	Yes	Yes	Yes	DCFEMS	Annual Report
Boston	Massachusetts	Yes	Yes	Yes	No	Boston EMS	2018 Vital stats
El Paso	Texas	No	Yes	Yes	Yes	El Paso Fire	2017 report
Detroit	Michigan	No	Yes	Yes	No	Detroit Fire	N/a
Nashville	Tennessee	No	Yes	Yes	No	Nashville Fire	N/a
Portland	Oregon	No	Yes	No	Yes	Portland fire	2016-2017 PFD
Memphis	Tennessee	No	Yes	Yes	Yes	Memphis fire	N/a
Oklahoma City	Oklahoma	No	Yes	Yes	Yes	EMSA	EMSA 2016
Las Vegas	Nevada	No	Yes	Yes	Yes	Las Vegas fire	N/a
Louisville	Kentucky	No	Yes	Yes	No	Louisville EMS	Annual report
Baltimore	Maryland	No	Yes	Yes	No	Baltimore Fire	N/a
Milwaukee	Wisconsin	No	Yes	Yes	No	Milwaukee Fire	2016 annual report
Albuquerque	New Mexico	No	Yes	Yes	Yes	Albuquerque Fire	2017 Annual report

Tucson	Arizona	No	Yes	Yes	No	Tucson Fire	2017 annual report
Fresno	California	No	Yes	Yes	No	American Ambulance	annual report
Mesa	Arizona	No	Yes	No	Yes	Mesa Fire	2017 annual report
Sacramento	California	No	Yes	Yes	Yes	Sacramento Fire	2016 annual report
Atlanta	Georgia	No	Yes	Yes	No	Grady EMS	n/a
Kansas City	Missouri	No	Yes	Yes	No	Kansas City Fire	n/a
Colorado Springs	Colorado	No	Yes	No	Yes	AMR Colorado Springs	news article
Miami	Florida	No	Yes	Yes	Yes	Miami Fire Rescue	n/a
Raleigh	North Carolina	No	Yes	Yes	No	Wake County EMS	2018 Annual Report
Omaha	Nebraska	No	Yes	Yes	Yes	Omaha Fire	2017 annual report
Long Beach	California	Yes	Yes	yes	Yes	Long Beach Fire	n/a
Virginia Beach	Virginia	Yes	Yes	Yes	Yes	Virginia Beach Volunteer EMS	2017 Annual Report
Oakland	California	No	Yes	No	Yes	Alameda County	2017 Annual report
Minneapolis	Minnesota	No	Yes	Yes	No	Hennepin EMS	No
Tulsa	Oklahoma	No	Yes	Yes	Yes	EMSA	EMSA 2016
Arlington	Texas	No	Yes	No	Yes	AMR Arlington Texas	2018 annual report
Tampa	Florida	No	Yes	No	Yes	Tampa Fire	N/a
New Orleans	Louisiana	No	Yes	Yes	No	New Orleans EMS	2018 stats
Wichita	Kansas	No	Yes	Yes	No	Sedgwick County EMS	Strategic Plan
Cleveland	Ohio	No	Yes	Yes	Yes	Cleveland EMS	CARE 1975
Bakersfield	California	No	Yes	Yes	No	Hall Ambulance	2018 EMS plan
Aurora	Colorado	No	Yes	No	Yes	Falck rocky Mountain	Aurora Fire annual report
Anaheim	California	Yes	No	No	Yes	CARE ambulance	Orange County EMS report
Honolulu	Hawaii	No	Yes	Yes	No	Honolulu EMS	N/A
Riverside	California	No	Yes	No	yes	AMR Riverside county	N/a
Corpus Christi	Texas	No	Yes	Yes	Yes	Corpus Christi Fire	N/a
Stockton	California	No	Yes	No	Yes	AMR San Joaquin	San Joaquin County EMS report
Santa Ana	California	Yes	No	No	Yes	CARE ambulance	Orange County EMS report
Lexington	Kentucky	No	Yes	Yes	Yes	Lexington Fire	N/A
Henderson	Nevada	No	Yes	Yes	No	Henderson Fire	2017 annual report
St Paul	Minnesota	No	Yes	Yes	No	St Paul fire	2017 consultant report
St Louis	Missouri	No	Yes	Yes	No	St Louis Fire	N/a
Cincinnati	Ohio	No	Yes	Yes	No	Cincinnati Fire	EMS reports
Pittsburgh	Pennsylvania	Yes	Yes	Yes	No	Pittsburgh EMS	n/a