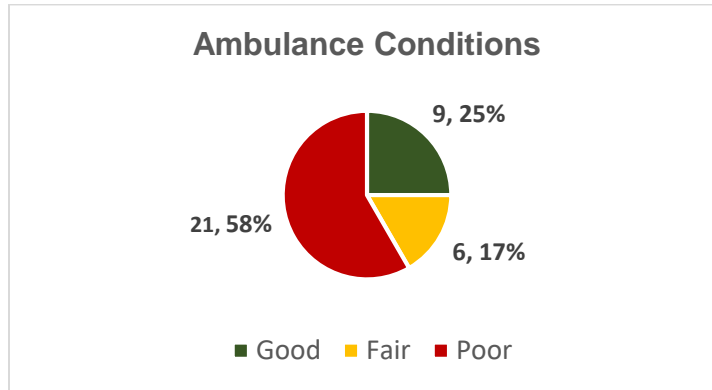


# Cleveland EMS 2019 Fleet Report

36 total ambulances, 25 frontline and 11 spares as of February 1<sup>st</sup>, 2019.



**Good:** 9 ambulances purchased in 2018. 25% of fleet.

Mileages: 29,322 - 42,460

Average mileage: 32,569



**Fair:** 6 ambulances purchased 2015 - 2016. 17% of the fleet.

Mileages: 43,555 – 168,437

Average mileage: 135,469



**Poor:** 21 ambulances purchased 2005 - 2013. 58% of the fleet.

Mileages: 220,026 – 357,662

Average mileage: 291,422

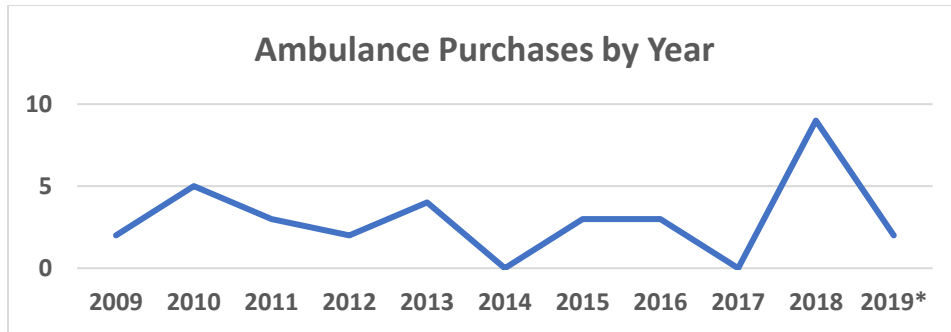


## Current Vehicle Replacement Plan

- 2 new ambulances per year
- Lifespan of ambulance
  - 12 years frontline
  - 18 years overall

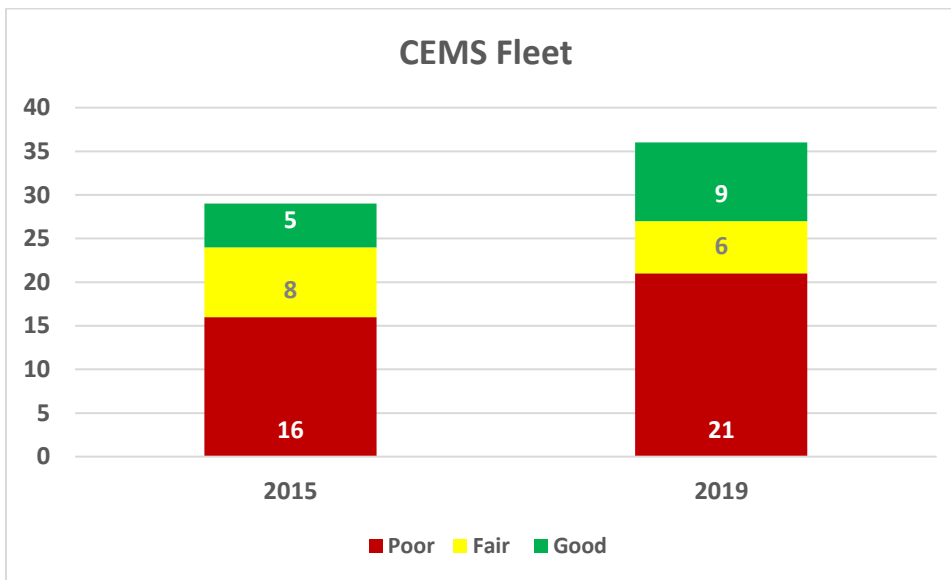
## Recommended Vehicle Replacement Plan

- 4 new ambulances per year
- Lifespan of ambulance
  - 6 years frontline
  - 9 years overall

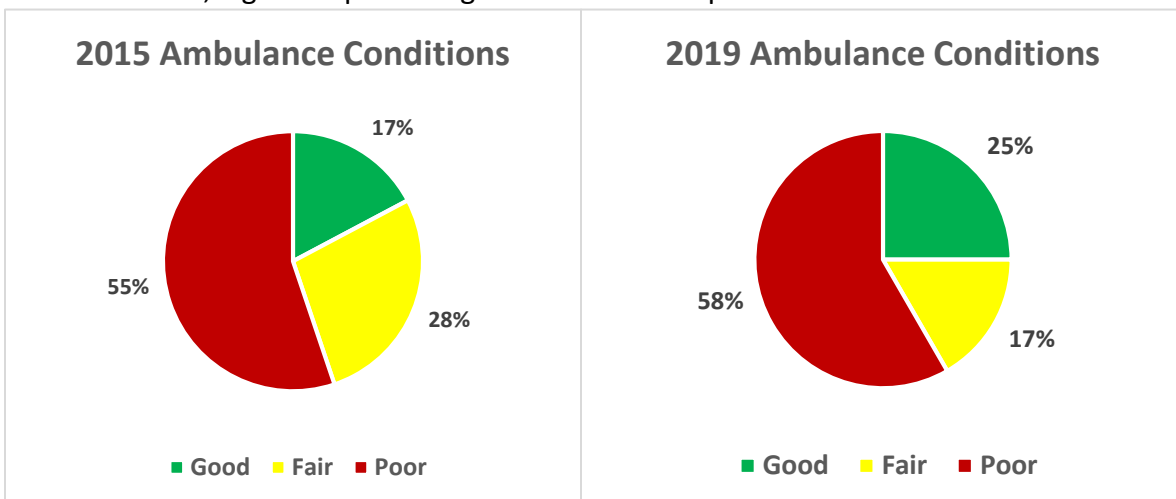


\*projected purchase

The purchase of 9 new ambulances in 2018 was offset by the increase in staffed medic units from 18 to 25. As a result, there was only a net gain of 2 new ambulances, as the rest of the fleet was repurposed to staff the increased units.



Because of this, a greater percentage of the fleet is in poor condition in 2019 than in 2015.



**EMS FLEET INVENTORY**

February 1, 2019

	<b>Code</b>	<b>License #</b>	<b>Year</b>	<b>Mileage</b>	<b>Status</b>
<b>1</b>	15H223	M1	2018	33,103	Frontline
<b>2</b>	15H201	M4	2018	39,895	Frontline
<b>3</b>	15H205	M6	2018	32,120	Frontline
<b>4</b>	15H202	M7	2018	42,460	Frontline
<b>5</b>	15H203	M10	2018	35,376	Frontline
<b>6</b>	15H164	M11	2016	168,437	Frontline
<b>7</b>	15H60	M13	2011	311,072	Frontline
<b>8</b>	15H104	M17	2013	245,308	Frontline
<b>9</b>	15H204	M20	2018	29,240	Frontline
<b>10</b>	15H52	M21	2010	321,184	Frontline
<b>11</b>	15H161	M22	2015	161,453	Frontline
<b>12</b>	15H165	M23	2016	168,086	Frontline
<b>13</b>	15H91	M24	2012	262,139	Frontline
<b>14</b>	15H107	M26	2009	220,026	Frontline
<b>15</b>	15H61	M28	2011	278,860	Frontline
<b>16</b>	15H102	M30	2013	237,376	Frontline
<b>17</b>	15H105	M31	2013	261,976	Frontline
<b>18</b>	15H169	M33	2015	139,908	Frontline
<b>19</b>	15H224	M36	2018	29,332	Frontline
<b>20</b>	15H90	M38	2012	240,049	Frontline
<b>21</b>	15H226	M39	2018	24,068	Frontline
<b>22</b>	15H166	M40	2016	43,555	Frontline
<b>23</b>	15H103	M41	2013	241,560	Frontline
<b>24</b>	15H225	M42	2018	27,531	Frontline
<b>25</b>	15H162	M43	2015	131,372	Frontline

<b>26</b>	7H1146	X2	2006	309,324	Spare
<b>27</b>	7H1123	X4	2005	331,831	Spare
<b>28</b>	7H1141	X7	2006	355,763	Spare
<b>29</b>	7H1143	X13	2006	280,332	Spare
<b>30</b>	15H50	X50	2010	302,098	Spare
<b>31</b>	15H51	X51	2010	319,448	Spare
<b>32</b>	7H1125	X52	2005	357,662	Spare
<b>33</b>	15H54	X54	2010	318,971	Spare
<b>34</b>	15H59	X56	2011	285,467	Spare
<b>35</b>	15H55	X59	2010	334,082	Spare
<b>36</b>	15H53	X60	2009	305,337	Spare